


ENGLISH

ACTIVITY BOOK

1



TEACHER: Esther

SCHOOL YEAR:

2021-2022

UNIT 4



NUMBERS 1 - 10

Name: _____

Date: ___ / ___ / ___


Worksheet # 17 / SEVENTEEN

Listen to your teacher, repeat and trace.




1, 2, 3...

1




ONE

2




TWO

3




THREE

4




FOUR

5



FIVE

6




SIX

7




SEVEN

8



EIGHT

9



NINE

10




TEN

NUMBERS 1 - 10

Name: _____

Date: ___ / ___ / ___

Worksheet # 18 / EIGHTEEN





Cut, match
and glue.
Then colour
and count.



ONE

TWO







THREE

FOUR

FIVE

SIX



SEVEN

EIGHT

NINE

TEN

NUMBERS 1 - 10

Name: _____

Date: ___/___/___

Worksheet # 19 / NINETEEN

Listen, read and choose – tick the correct word (✓).




TWO



THREE



NINE



EIGHT



SIX



FOUR




SEVEN



SIX



EIGHT




THREE



NINE



SIX




FIVE



SEVEN



THREE




FOUR



FIVE



TEN




NINE



FIVE



SIX



EIGHT



NINE



TEN



NUMBERS 1 - 10

Name: _____

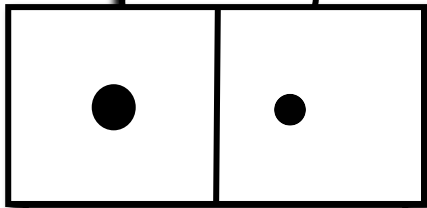
Date: ___ / ___ / ___

Worksheet # 20 / TWENTY

What's missing?

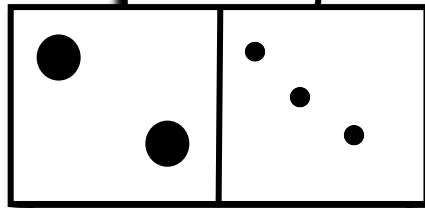
Draw the missing dots and write the numbers in full. Follow the example.

2



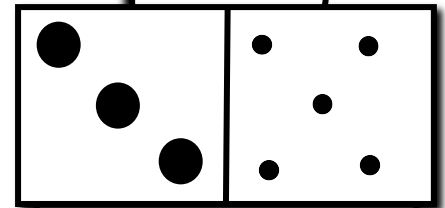
TWO

5



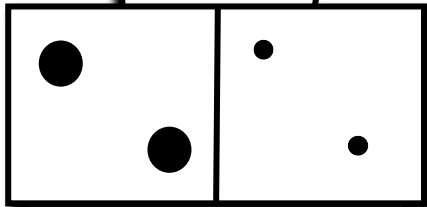
FIVE

8



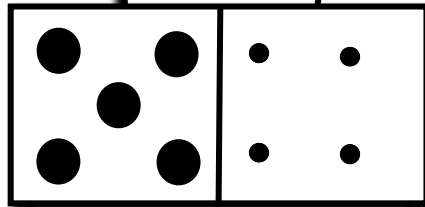
EIGHT

4



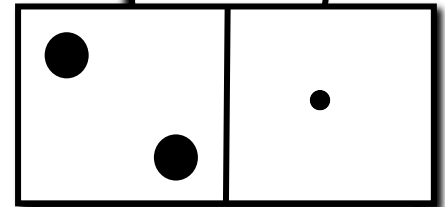
FOUR

9



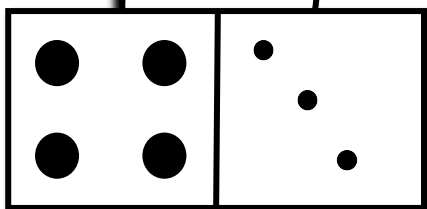
NINE

3



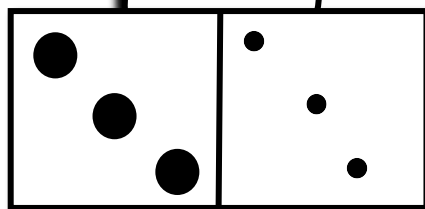
THREE

7




SEVEN

6



SIX

10



TEN


NUMBERS 1 - 10

Name: _____



Date: ___ / ___ / ___

Worksheet # 21/TWENTY-ONE

Count, read and match.




THREE



NINE



FIVE



TEN

ONE

TWO

THREE

FOUR

FIVE

SIX


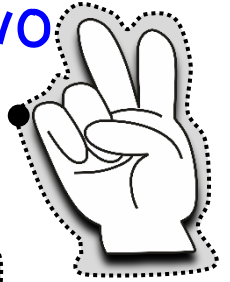
SEVEN

EIGHT


NINE

TEN

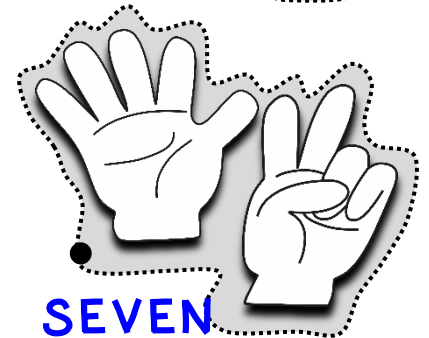
TWO



ONE



FOUR



SEVEN



EIGHT